

Cornerstone Client for iPhone and Android

1. How do I install the Cornerstone app for iPhone, iPad and Android

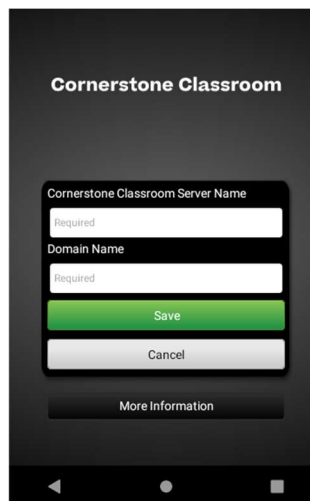
iPhone, iPad (iOS OS 14 or later) and Android (Version 11 or later) participants must download and install the latest **Cornerstone Classroom** application from the **App Store** or **Google Play**. After downloading the application, a one-time configuration is required which includes entering the following information to connect to the Saba Meeting server:



Configure the application:

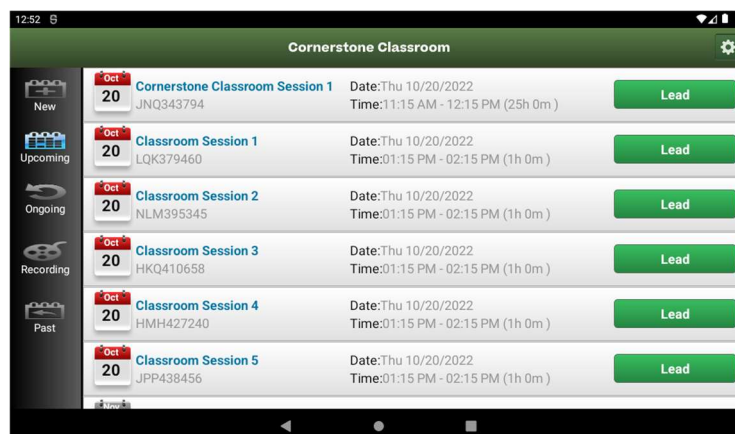
When you finish the installation, run the **Cornerstone** Application, press **Settings**, and do the following:

- Cornerstone Server Name: www.sabaconnect.gr
- Domain Name: main/gsk-consumer
- Press **Save**
- Now you can give your username and password.
- Username:** Participant's username
- Password:** Participant's password



Sign In into the application

- Press **Sign In**
- Press **Join** to session for example **“Classroom Session 1”** to join the session







Join into the Session

2. Cornerstone Client on Android 11



Android Mobile Client

3. During the Session

- Raise your hand  to ask a question.
- If using VoIP, to activate your microphone, click the Microphone  button. When done talking, remember to click the Microphone button again to mute your microphone.
- To activate your Video, click the Video  button. When done talking, remember to click the Video button again to close your Video.
- Use Text Chat  to communicate with the leader if you experience technical problems.
- Participants attending sessions from an iPad, iPhone and Android can only view the markup used in session during application share and whiteboard.

4. Network Problems and Connection

- iPhone, iPad and Android users required a Direct Internet Connection. For example: The connection through standalone ADSL connection is a Direct Connection.
- iPhone, iPad and Android client cannot use a **Tunnel Connection**. For example: VPN Connection. When you use a **tunnel connection** and try to attending an event using the Cornerstone iPhone, iPad and Android client, the following error is displayed. "**Error launching event: No servers available to host event.**"
- When you enter wrong URL Cornerstone server in the settings, and try to attending an event using the Cornerstone client on iPhone, iPad and Android client, the following error is displayed. "**Error communicating with the server. Unexpected response - check your server URL setting**"